



**Merging modern**

The contemporary glass-enclosed tower is juxtaposed against the original structure of the house. The pile of rocks is a remnant of

an old well that Jerome and Melodie (pictured right) intend to use in their future landscape design.

# LAIID-BACK LIVING

A creative couple transforms a ramshackle structure into a sleek and stylish family home



#### Kitchen character

"One key element that we kept in the kitchen was the original stove," Melodie says. "We had it refurbished and love the authenticity it brings to the house." The cabinets are deep enough to store large appliances. Chalkboard columns on either side of the kitchen display grocery lists, menus and inspirational magazine cuttings. →

writer | elliani marie labong  
photography | joe fletcher  
styling | mikhael romain



#### Splash of colour (above)

A mix of colourful patterned cushions brings a burst of vibrant energy to the modern streamlined sofa. The kitchen is located on the other side of the central staircase.

#### Whimsical workroom (left)

Underneath the white lacquered Parsons desk in Melodie's very feminine garden-level studio, an otherwise drab metal filing cabinet was given a cheerful update courtesy of pretty Designer's Guild wallpaper scraps.



### who lives here | Jerome Doran, Melodie Froment and daughter Scarlett, 3

Jerome shares his top tips for taking on a major reno

- 1 **Understand timelines** "We worked with our architect before we even made an offer on the property. He made it very clear to us what it was going to take both in terms of time and money."
- 2 **Focus on what matters** "We had to make a lot of decisions around budget and found that if we stuck to our guns on the important stuff it was okay to compromise on other things."
- 3 **Be flexible** "Trust your architect. We had a great working relationship with ours because we brainstormed together. We never demanded anything that he was not comfortable with, so we ended up with something that we loved and he loved."

**A**fter just eight weeks of searching for their dream family home, artist Jerome Doran and textiles designer Melodie Froment struck lucky when they came across this once very ramshackle Victorian house in a charming neighbourhood. Despite the fact that the 1865 house was to be demolished due to its unsightly appearance and precarious 140-year-old structure, the couple knew instantly it was a diamond in the rough. "The house was alluring and irresistible," Melodie says, "We knew immediately it was for us."

A three-year renovation has resulted in a beautiful, family-friendly home. The impressive 195 sq m open-plan design includes a monumental addition of a two-storey tower encompassing a guest bedroom, daughter Scarlett's nursery, Jerome's second-floor office and Melodie's garden-level studio. The original structure, connected to the new addition via a central staircase-cum-light well, features a refurbished master suite, a double galley kitchen and a generous step-down dining room with a large sliding glass door that opens out to the backyard.

"We're always discovering new sightlines in the house," Jerome says. "Scarlett will say goodnight to me from the top of the stairs →



**Perfect match**

The fluid lines of the two Le Klint pendants above the dining table soften their stark aesthetic, while earthy redwood side panels on the workstation provide a warm contrast to the slate floor tiles. The open-plan design of the home works well for family living.



**His domain (above)**

Jerome's art-filled second-floor office is a loft space that overlooks Melodie's studio below. The tall bookcases, accessed by a sliding library ladder, display curiosities, vintage hardback novels and design tomes. One of the room's showpieces, a large red and white typography print, was a Valentine's gift from Melodie.

**Sleek in slate (above right)**

What was once a proposed walk-in wardrobe for the adjacent guest bedroom is now a slate-lined steam shower in the large, light-filled master bathroom.

while I'm standing in the kitchen looking up at her. Or I can lean over the railing in my office and talk to Melodie as she works on her computer below."

The stacked his-and-her office spaces, an unexpected architectural twist in the house, reflect the couple's individual interests – a magnetic inspiration wall behind Melodie's minimalist Parsons desk displays her sentimental keepsakes such as love letters and nostalgic wine labels, while Jerome's territory is far more masculine, loosely exhibiting guitars and amplifiers alongside his own collection of paintings and artworks by other artists. Jerome's modern, utilitarian approach to decorating (the art in his workspace leans rather than hangs) provides a nice contrast to Melodie's more frivolous and feminine style.



In the home's most celebrated space, the dining room, eight contemporary Charles Ghost chairs by Philippe Starck surround a 200-year-old reclaimed wooden table. The table, a wedding gift from Melodie's father, isn't only perfect for the couple's large dinner parties, but it also plays host to everyday family gatherings, from morning tea to young Scarlett's crayon-swept artistic endeavors. "We have to watch her carefully because she'll amble up the chairs by herself!" Melodie says. Indeed, the toddler's zealous discovery of her new surroundings may be the best evidence of the sleek new house transforming into a warm family home. "We're having lots of adventures here and creating many memories," Jerome says. "It's a really enchanting home." 🍷

**Arty vibe**

In the couple's bedroom, artwork lines the floating bedhead, bringing a jolly jolt of colour to the all-white decor and creating a striking focal point. Melodie bought the Black Amoore vintage soldier plaster lamps on eBay and repainted them in a bright high-gloss orange lacquer to add fun and energy to the space. →



**Pretty in pink**

Scarlett's room was the first to be painted – for similar, try Porter's Paints "Pretty In Pink" – after the renovation was completed. Melodie hung a beautiful collection of vintage animal-themed artwork above the cot. The gorgeous white butterfly mobile adds a whimsical touch to the room. "Scarlett is obsessed with butterflies," Melodie says.





**Pretty patterns**

Part of a range made from heavyweight fabric, these come with 100 per cent duck down inserts.

Dusk floral **cushion**, \$55, In The Round. Plenty of other designs on offer, too.

**Luxe light**

Splurge on a classic designer piece by George Nelson. Bubble Criss Cross pendant, \$975, Designer Lights.



# GET JEROME'S LOOK

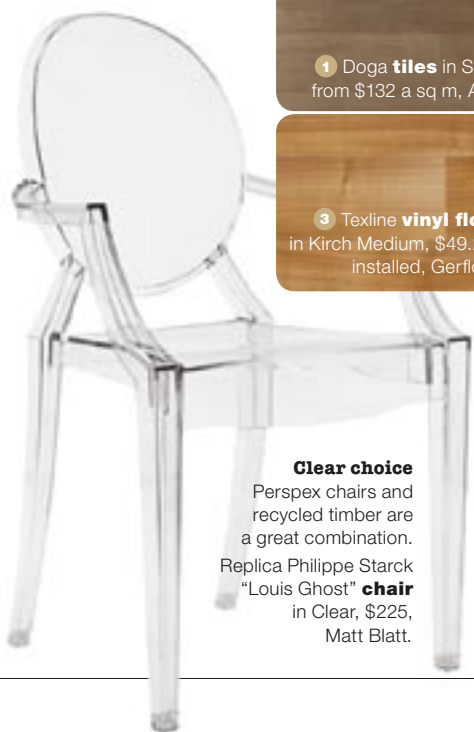
Bright and fun pieces and practical designer furniture create a **kid-friendly space**



**Clever retouching**

Try using a bright-coloured gloss spray-paint on old lamps, ceramics or vases for an instant, fun revamp.

writer & still-life styling hana jo | photography joe fletcher (top right) | still-life photography julie crespel

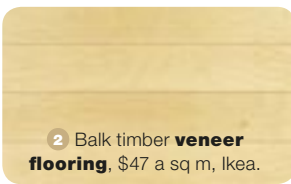


**Clear choice**

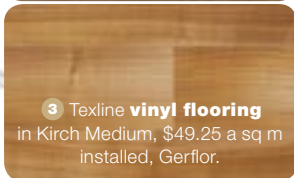
Perspex chairs and recycled timber are a great combination. Replica Philippe Starck "Louis Ghost" **chair** in Clear, \$225, Matt Blatt.



1 Doga **tiles** in Sandal, from \$132 a sq m, Amber.



2 Balk timber **veneer flooring**, \$47 a sq m, Ikea.



3 Texline **vinyl flooring** in Kirch Medium, \$49.25 a sq m installed, Gerflor.



4 Bamwood **bamboo flooring** in Caramel, from \$138 a sq m installed, Bamboozle.

**About: timber alternatives** | Different options for timber-look flooring all round the house

- 1 **Porcelain tile** In high-moisture environments, like the bathroom, use porcelain tiles that have the texture and colour of timber boards.
- 2 **Wood composite** Cheaper than solid timber and easy to install (some are even DIY and most have a click/lock system), floating timber veneer boards can be laid over almost any existing floor.
- 3 **Vinyl** Great for high-traffic areas, vinyl is durable, easy to clean and maintain and the cheapest way to get a timber-look floor.
- 4 **Bamboo** A fast-growing grass that is a sustainable resource. Attractive and hard-wearing, bamboo flooring performs similarly to timber but is cheaper as it can be installed in various ways (DIY is possible) and doesn't need finishing afterwards.

**Part of the furniture**

A stunning cot that can convert to a toddler's bed later on. Also available: matching change table that fits over the top of the cot. Ouef NYC classic **cot**, \$1449, The Infant Boutique. Shown in Birch trim.

**Candy stripes**

Hand-screenprinted and handwoven, this fun and colourful jute rug has a non-slip backing. Perfect for kids' rooms. Multistripe **rug** (1.2m x 1.8m), \$180, World Weave. Other sizes available. For stockists, see page 190.

